



**YOUTH  
WORLD CHAMPIONSHIPS**  
**BUDAPEST • HUNGARY**  
6-9<sup>th</sup> August

**2008**

# FINAL RESULTS

of

## YWC 2008 Budapest, HUNGARY

(107 players, 16 teams)







WMF GOLD SPONSORS



# FINAL Ranking

## Girls Individual – YWC 2008

1	<a href="#">Karin Heschl</a>		Austria
2	<a href="#">Jennifer Helm</a>		Austria
3	<a href="#">Simona Handlova</a>		Czech Republic
4	<a href="#">Sabrina Bürki</a>		Switzerland

5	<a href="#">Jana Nakládalova</a>		Czech Republic
6	<a href="#">Veronika Drobohlavova</a>		Czech Republic
7	<a href="#">Bettina Bürki</a>		Switzerland
8	<a href="#">Olivia Prokopova</a>		Czech Republic

9	<a href="#">Frida Elmdahl</a>		Sweden
10	<a href="#">Anna Nitschke</a>		Germany
11	<a href="#">Jasmin Uhl</a>		Germany
12	<a href="#">Lara Jehle</a>		Austria
13	<a href="#">Anne Bollrich</a>		Germany
14	<a href="#">Maja Wicki</a>		Switzerland
15	<a href="#">Mia Nilsson</a>		Sweden
16	<a href="#">Laura Müller</a>		Germany

# FINAL Ranking



## Boys Individual – YWC 2008



1	<a href="#">Simon Schatz</a>		Austria
2	<a href="#">Filiph Svensson</a>		Sweden
3	<a href="#">Max Krämer</a>		Germany
4	<a href="#">Gerrit Britz</a>		Germany
5	<a href="#">Jakub Fantal</a>		Czech Republic
6	<a href="#">Tobias Ramcke</a>		Germany
7	<a href="#">Casper Frederiksen</a>		Denmark
8	<a href="#">Joakim Sundlöf</a>		Sweden



9	<a href="#">Sascha Spreier</a>		Germany
10	<a href="#">Aki Sillman</a>		Finland
11	<a href="#">Kai Lödding</a>		Switzerland
12	<a href="#">Ondrej Mlcoch</a>		Czech Republic
13	<a href="#">Philipp Pester</a>		Germany
14	<a href="#">Pavel Soucek</a>		Czech Republic
15	<a href="#">Michal Stancík</a>		Czech Republic
16	<a href="#">Thomas Obertaxer</a>		Austria



17	<a href="#">Erik Borgström</a>		Sweden
18	<a href="#">Michal Riha</a>		Czech Republic
19	<a href="#">Ádám Fazekas</a>		Hungary
20	<a href="#">Roger Wicki</a>		Switzerland
21	<a href="#">Dino Medenhodzic</a>		Sweden
22	<a href="#">Mads Norregard</a>		Denmark
23	<a href="#">Christoph Schatzer</a>		Austria
24	<a href="#">Tobias Kube</a>		Germany
25	<a href="#">Lorenzo Ciompi</a>		Italy
26	<a href="#">Vít Skaloud</a>		Czech Republic
27	<a href="#">Joel Andersson</a>		Sweden
28	<a href="#">Dennis Löschmann</a>		Germany
29	<a href="#">John Widlert</a>		Sweden
30	<a href="#">Rasmus Schedin</a>		Sweden
31	<a href="#">Simon Brunner</a>		Italy
32	<a href="#">Oskari Vihervaara</a>		Finland



# Youth World Championships 2008 Play-off results Girls



match 1	<b>Nakladalova J.</b> 	<b>6</b>
	<b>Müller L.</b> 	<b>2</b>
starting lane	A1	



match 2	<b>Bollrich A.</b> 	<b>2</b>
	<b>Heschl K.</b> 	<b>6</b>
starting lane	A2	



match 3	<b>Drbohlavova V.</b> 	<b>6</b>
	<b>Wicki M.</b> 	<b>3</b>
starting lane	A3	



match 4	<b>Handlova S.</b> 	<b>6</b>
	<b>Nilsson M.</b> 	<b>4</b>
starting lane	A4	



match 5	<b>Nitschke A.</b> 	<b>6</b>
	<b>Helm J.</b> 	<b>8</b>
starting lane	A5	



match 6	<b>Uhl J.</b> 	<b>2</b>
	<b>Prokopova O.</b> 	<b>6</b>
starting lane	A6	



match 7	<b>Jehle L.</b> 	<b>5</b>
	<b>Bürki B.</b> 	<b>7</b>
starting lane	A7	

match 8	<b>Eimdahl F.</b> 	<b>3</b>
	<b>Bürki S.</b> 	<b>5</b>
starting lane	A8	



match 9	<b>Nakladalova J.</b> 	<b>2</b>
	winner match 1	
	<b>Heschl K.</b> 	<b>6</b>
winner match 2		
starting lane	A1	



match 10	<b>Drbohlavova V.</b> 	<b>0</b>
	winner match 3	
	<b>Handlova S.</b> 	<b>5</b>
winner match 4		
starting lane	A3	



match 11	<b>Helm J.</b> 	<b>5</b>
	winner match 5	
	<b>Prokopova O.</b> 	<b>4</b>
winner match 6		
starting lane	A5	

match 12	<b>Bürki B.</b> 	<b>2</b>
	winner match 7	
	<b>Bürki S.</b> 	<b>4</b>
winner match 8		
starting lane	A7	

semifinal 1	<b>Heschl K.</b> 	<b>7</b>
	winner match 9	
	<b>Handlova S.</b> 	<b>4</b>
winner match 10		
starting lane	B1	

final	<b>Heschl K.</b> 	<b>4</b>
	winner semifinal 1	
	<b>Helm J.</b> 	<b>3</b>
winner semifinal 2		
starting lane	B1	

semifinal 2	<b>Helm J.</b> 	<b>5</b>
	winner match 11	
	<b>Bürki S.</b> 	<b>2</b>
winner match 12		
starting lane	B1	

match rank 3	<b>Handlova S.</b> 	<b>5</b>
	loser semifinal 1	
	<b>Bürki S.</b> 	<b>3</b>
loser semifinal 2		
starting lane	B1	

Legend: A1 = lane 1 of chosen lanes feltgolf

B1 = lane 1 of chosen lanes miniaturegolf

# Youth World Championships 2008 Play-off results Boys

match 1	1	<b>Spreier S.</b>	<b>5</b>
	32	<b>Vihervaara O.</b>	<b>2</b>
starting lane	A1		

match 17		<b>Speier S.</b>	<b>3</b>
		winner match 1	
		<b>Frederiksen C.</b>	<b>4</b>
		winner match 2	
starting lane	B1		

match 2	16	<b>Frederiksen C.</b>	<b>5</b>
	17	<b>Norregard M.</b>	<b>3</b>
starting lane	A2		

match 25		<b>Frederiksen C.</b>	<b>2</b>
		winner match 17	
		<b>Schatz S.</b>	<b>5</b>
		winner match 18	
starting lane	B1		

match 3	9	<b>Lödning K.</b>	<b>6</b>
	24	<b>Ciampi L.</b>	<b>3</b>
starting lane	A3		

match 18		<b>Lödning K.</b>	<b>3</b>
		winner match 3	
		<b>Schatz S.</b>	<b>5</b>
		winner match 4	
starting lane	B2		

match 4	8	<b>Schatz S.</b>	<b>5</b>
	25	<b>Skaloud V.</b>	<b>3</b>
starting lane	A4		

semifinal 1		<b>Schatz S.</b>	<b>6</b>
		winner match 25	
		<b>Kraemer M.</b>	<b>1</b>
		winner match 26	
starting lane	B1		

match 5	5	<b>Borgström E.</b>	<b>2</b>
	28	<b>Obertaxer Th.</b>	<b>5</b>
starting lane	A5		

match 19		<b>Obertaxer Th.</b>	<b>4</b>
		winner match 5	
		<b>Sundlöf J.</b>	<b>5</b>
		winner match 6	
starting lane	B3		

match 6	12	<b>Fazekas A.</b>	<b>3</b>
	21	<b>Sundlöf J.</b>	<b>6</b>
starting lane	A6		

match 26		<b>Sundlöf J.</b>	<b>3</b>
		winner match 19	
		<b>Kraemer M.</b>	<b>4</b>
		winner match 20	
starting lane	B3		

match 7	13	<b>Kraemer M.</b>	<b>7</b>
	20	<b>Schatz Ch.</b>	<b>3</b>
starting lane	A7		

match 20		<b>Kraemer M.</b>	<b>7</b>
		winner match 7	
		<b>Sillman A.</b>	<b>0</b>
		winner match 8	
starting lane	B4		

match 8	4	<b>Sillman A.</b>	<b>4</b>
	29	<b>Widert J.</b>	<b>3</b>
starting lane	A8		

final		<b>Schatz S.</b>	<b>5</b>
		winner semifinal 1	
		<b>Svensson F.</b>	<b>4</b>
		winner semifinal 2	
starting lane	B1		

match 9	3	<b>Britz G.</b>	<b>3</b>
	30	<b>Schedin R.</b>	<b>1</b>
starting lane	B1		

match 21		<b>Britz G.</b>	<b>4</b>
		winner match 9	
		<b>Soucek P.</b>	<b>2</b>
		winner match 10	
starting lane	B5		

match 10	14	<b>Wicki R.</b>	<b>5</b>
	19	<b>Soucek P.</b>	<b>6</b>
starting lane	B2		

match 27		<b>Britz G.</b>	<b>8</b>
		winner match 21	
		<b>Fantal J.</b>	<b>3</b>
		winner match 22	
starting lane	B5		

match 11	11	<b>Micoch O.</b>	<b>6</b>
	22	<b>Kube T.</b>	<b>4</b>
starting lane	B3		

match 22		<b>Micoch O.</b>	<b>3</b>
		winner match 11	
		<b>Fantal J.</b>	<b>5</b>
		winner match 12	
starting lane	B6		

match 12	6	<b>Fantal J.</b>	<b>6</b>
	27	<b>Löschmann D.</b>	<b>2</b>
starting lane	B4		

semifinal 2		<b>Britz G.</b>	<b>2</b>
		winner match 27	
		<b>Svensson F.</b>	<b>5</b>
		winner match 28	
starting lane	B1		

match 13	7	<b>Ramcke T.</b>	<b>5</b>
	26	<b>Andersson J.</b>	<b>2</b>
starting lane	B5		

match 23		<b>Ramcke T.</b>	<b>5</b>
		winner match 13	
		<b>Stancik M.</b>	<b>3</b>
		winner match 14	
starting lane	B7		

match 14	10	<b>Riha M.</b>	<b>2</b>
	23	<b>Stancik M.</b>	<b>5</b>
starting lane	B6		

match 28		<b>Ramcke T.</b>	<b>4</b>
		winner match 22	
		<b>Svensson F.</b>	<b>6</b>
		winner match 24	
starting lane	B7		

match 15	15	<b>Medenhodzic D.</b>	<b>5</b>
	18	<b>Pester Ph.</b>	<b>7</b>
starting lane	B7		

match 24		<b>Pester Ph.</b>	<b>2</b>
		winner match 15	
		<b>Svensson F.</b>	<b>5</b>
		winner match 16	
starting lane	B8		

match 16	2	<b>Svensson F.</b>	<b>7</b>
	31	<b>Brunner S.</b>	<b>5</b>
starting lane	B8		

Legend: A1 = lane 1 of chosen lanes feltgolf

B1 = lane 1 of chosen lanes miniatuergolf

# Youth World Championships 2008



















## Results of the preliminary rounds

Junior men																	
Rank	Name	Country	F1	E2	F3	E4	F5	E6	E7	F8	FAvg	EAvg	Avg	FSum	ESum	Diff	Tot
1	<a href="#">Sascha Spreier</a>	Germany	30	24	28	26	31	23	20	30	29,8	23,3	53,0	119	93	9	212
2	<a href="#">Filiph Svensson</a>	Sweden	33	23	30	25	27	23	22	29	29,8	23,3	53,0	119	93	9	212
3	<a href="#">Gerrit Britz</a>	Germany	35	21	32	20	31	21	22	31	32,3	21,0	53,3	129	84	6	213
4	<a href="#">Aki Sillman</a>	Finland	31	26	30	25	28	23	24	29	29,5	24,5	54,0	118	98	6	216
5	<a href="#">Erik Borgström</a>	Sweden	30	28	32	25	31	21	24	27	30,0	24,5	54,5	120	98	12	218
6	<a href="#">Jakub Fantal</a>	Czech Republic	36	25	29	23	27	26	24	34	31,5	24,5	56,0	126	98	12	224
7	<a href="#">Tobias Ramcke</a>	Germany	33	26	36	26	30	23	21	29	32,0	24,0	56,0	128	96	12	224
8	<a href="#">Simon Schatz</a>	Austria	35	24	32	25	29	26	23	32	32,0	24,5	56,5	128	98	9	226
9	<a href="#">Kai Lödding</a>	Switzerland	32	25	33	22	32	29	25	28	31,3	25,3	56,5	125	101	12	226
10	<a href="#">Michal Riha</a>	Czech Republic	29	26	34	22	34	22	22	37	33,5	23,0	56,5	134	92	12	226
11	<a href="#">Ondrej Mlcoch</a>	Czech Republic	40	21	33	22	30	25	24	31	33,5	23,0	56,5	134	92	14	226
12	<a href="#">Ádám Fazekas</a>	Hungary	34	27	32	23	32	24	23	33	32,8	24,3	57,0	131	97	6	228
13	<a href="#">Max Krämer</a>	Germany	34	23	31	26	30	24	28	33	32,0	25,3	57,3	128	101	9	229
14	<a href="#">Roger Wicki</a>	Switzerland	32	24	34	26	30	28	29	27	30,8	26,8	57,5	123	107	12	230
15	<a href="#">Dino Medenhodzic</a>	Sweden	35	21	28	26	35	30	22	33	32,8	24,8	57,5	131	99	16	230
16	<a href="#">Casper Frederiksen</a>	Denmark	32	23	33	31	34	27	20	31	32,5	25,3	57,8	130	101	14	231
17	<a href="#">Mads Norregard</a>	Denmark	37	27	28	25	34	25	23	33	33,0	25,0	58,0	132	100	13	232
18	<a href="#">Philipp Pester</a>	Germany	32	32	37	22	32	24	24	30	32,8	25,5	58,3	131	102	17	233
19	<a href="#">Pavel Soucek</a>	Czech Republic	36	24	33	27	35	21	23	35	34,8	23,8	58,5	139	95	9	234
20	<a href="#">Christoph Schatzer</a>	Austria	33	25	35	28	35	23	27	29	33,0	25,8	58,8	132	103	11	235
21	<a href="#">Joakim Sundlöf</a>	Sweden	34	28	32	29	34	23	21	35	33,8	25,3	59,0	135	101	11	236
22	<a href="#">Tobias Kube</a>	Germany	43	22	33	26	36	24	22	30	35,5	23,5	59,0	142	94	17	236
23	<a href="#">Michal Stancik</a>	Czech Republic	32	24	33	24	38	27	25	34	34,3	25,0	59,3	137	100	9	237
24	<a href="#">Lorenzo Ciompi</a>	Italy	39	22	34	24	34	25	23	37	36,0	23,5	59,5	144	94	8	238
25	<a href="#">Vít Skaloud</a>	Czech Republic	30	23	41	26	36	24	28	30	34,3	25,3	59,5	137	101	16	238
26	<a href="#">Joel Andersson</a>	Sweden	37	26	29	26	33	26	26	36	33,8	26,0	59,8	135	104	8	239
27	<a href="#">Dennis Löschmann</a>	Germany	37	26	31	28	31	24	30	32	32,8	27,0	59,8	131	108	12	239
28	<a href="#">Thomas Obertaxer</a>	Austria	34	28	34	24	35	21	32	31	33,5	26,3	59,8	134	105	15	239
29	<a href="#">John Widlert</a>	Sweden	31	29	36	25	36	24	24	35	34,5	25,5	60,0	138	102	10	240
30	<a href="#">Rasmus Schedin</a>	Sweden	35	29	34	26	36	21	23	36	35,3	24,8	60,0	141	99	10	240
31	<a href="#">Simon Brunner</a>	Italy	33	26	34	23	41	24	21	38	36,5	23,5	60,0	146	94	13	240
32	<a href="#">Oskari Vihervaara</a>	Finland	49	23	37	21	36	27	21	29	37,8	23,0	60,8	151	92	26	243
33	<a href="#">Pekka Itälä</a>	Finland	33	25	33	25	42	21	29	36	36,0	25,0	61,0	144	100	17	244
34	<a href="#">Tiago Cruz</a>	Portugal	35	26	33	23	39	30	27	33	35,0	26,5	61,5	140	106	13	246
35	<a href="#">Daniel Krof</a>	Austria	42	24	34	29	36	28	25	29	35,3	26,5	61,8	141	106	18	247
36	<a href="#">Nicola Bellucci</a>	Italy	41	27	35	27	37	25	23	33	36,5	25,5	62,0	146	102	12	248
37	<a href="#">Marc Cervinka</a>	Austria	41	22	33	31	37	25	26	33	36,0	26,0	62,0	144	104	17	248
38	<a href="#">Mario Dangl</a>	Austria	38	28	39	24	35	22	24	39	37,8	24,5	62,3	151	98	10	249
39	<a href="#">Nikolai Bhend</a>	Switzerland	34	23	40	27	37	27	24	38	37,3	25,3	62,5	149	101	10	250
40	<a href="#">Sergey Kovlyayev</a>	Russia	29	27	38	33	39	26	24	34	35,0	27,5	62,5	140	110	19	250
41	<a href="#">Oliver Kazimir</a>	Slovakia	41	25	37	32	30	24	28	34	35,5	27,3	62,8	142	109	19	251
42	<a href="#">Kirill Teterev</a>	Russia	37	29	31	31	36	29	28	31	33,8	29,3	63,0	135	117	9	252
42	<a href="#">Daniel Kraviansky</a>	Slovakia	32	29	37	26	37	27	30	34	35,0	28,0	63,0	140	112	9	252

44	<a href="#">Marek Smejkal</a>		Czech Republic	44	27	45	26	32	23	28	28	37,3	26,0	63,3	149	104	22	253
45	<a href="#">Jonas Rasmussen</a>		Denmark	36	29	39	25	38	24	27	36	37,3	26,3	63,5	149	105	8	254
46	<a href="#">Francesco Morandi</a>		Italy	36	26	37	24	38	32	27	34	36,3	27,3	63,5	145	109	12	254
47	<a href="#">Michal Mjartan</a>		Slovakia	34	26	40	29	34	31	31	31	34,8	29,3	64,0	139	117	14	256
48	<a href="#">Kenneth Lass</a>		Denmark	35	26	44	31	32	30	25	33	36,0	28,0	64,0	144	112	18	256
49	<a href="#">Radovan Struhár</a>		Slovakia	36	27	42	30	34	24	28	36	37,0	27,3	64,3	148	109	14	257
50	<a href="#">Rainer Anhammer</a>		Austria	37	22	40	32	42	26	23	35	38,5	25,8	64,3	154	103	17	257
51	<a href="#">Victor Zhabin</a>		Russia	33	27	44	28	43	28	27	28	37,0	27,5	64,5	148	110	17	258
52	<a href="#">Lorenzo Bellucci</a>		Italy	38	26	36	30	35	21	30	44	38,3	26,8	65,0	153	107	18	260
53	<a href="#">Lothar Trenkwaldner</a>		Italy	42	27	38	26	30	31	29	38	37,0	28,3	65,3	148	113	17	261
54	<a href="#">Tiago Pinto</a>		Portugal	37	31	38	24	34	28	29	41	37,5	28,0	65,5	150	112	14	262
55	<a href="#">Kevin Zutter</a>		Switzerland	36	29	41	32	33	29	25	37	36,8	28,8	65,5	147	115	15	262
56	<a href="#">Lukas Barylik</a>		Slovakia	38	29	41	28	44	30	26	32	38,8	28,3	67,0	155	113	16	268
57	<a href="#">Johan Duriaux</a>		Switzerland	38	32	39	29	40	27	29	36	38,3	29,3	67,5	153	117	9	270
58	<a href="#">Márk Sinka</a>		Hungary	39	32	41	33	33	30	29	33	36,5	31,0	67,5	146	124	12	270
59	<a href="#">Lubomír Zontág</a>		Slovakia	38	30	37	34	42	27	28	34	37,8	29,8	67,5	151	119	15	270
60	<a href="#">Benjamin Skjoldan</a>		Denmark	46	26	37	28	36	33	30	35	38,5	29,3	67,8	154	117	18	271
61	<a href="#">André Campos</a>		Portugal	40	35	38	31	36	27	31	35	37,3	31,0	68,3	149	124	13	273
62	<a href="#">Juuso Puolakkainen</a>		Finland	35	32	45	29	43	25	27	38	40,3	28,3	68,5	161	113	17	274
63	<a href="#">Lorenzo Levis</a>		Italy	40	24	44	31	44	25	26	41	42,3	26,5	68,8	169	106	11	275
64	<a href="#">Matias Røj</a>		Finland	47	27	43	34	34	23	31	36	40,0	28,8	68,8	160	115	24	275
65	<a href="#">Marc Frauenfelder</a>		Switzerland	40	30	34	31	41	27	34	39	38,5	30,5	69,0	154	122	14	276
66	<a href="#">Ronny Huber</a>		Switzerland	40	29	42	27	37	32	27	43	40,5	28,8	69,3	162	115	11	277
67	<a href="#">Eduardo Sousa</a>		Portugal	39	41	35	29	41	35	23	38	38,3	32,0	70,3	153	128	24	281
68	<a href="#">Daniel Zelewski</a>		Poland	39	31	43	27	37	25	37	44	40,8	30,0	70,8	163	120	19	283
68	<a href="#">Thomas Schultz</a>		Denmark	36	36	39	35	39	27	26	45	39,8	31,0	70,8	159	124	19	283
70	<a href="#">Dániel Steigler</a>		Hungary	44	29	36	32	41	28	27	49	42,5	29,0	71,5	170	116	18	286
71	<a href="#">Pyyri Väre</a>		Finland	44	33	41	31	41	30	34	36	40,5	32,0	72,5	162	128	12	290
72	<a href="#">Magnus Hjelholt</a>		Denmark	41	31	43	31	47	29	32	37	42,0	30,8	72,8	168	123	13	291
73	<a href="#">Krisztián Pillió</a>		Hungary	46	34	46	30	40	29	34	38	42,5	31,8	74,3	170	127	13	297
74	<a href="#">Márk Kóder</a>		Hungary	38	38	36	32	45	33	30	45	41,0	33,3	74,3	164	133	17	297
75	<a href="#">Dávid Barkóczy</a>		Hungary	45	26	50	34	44	29	28	47	46,5	29,3	75,8	186	117	14	303
76	<a href="#">Mateusz Miloż</a>		Poland	46	33	47	24	44	36	37	36	43,3	32,5	75,8	173	130	24	303
77	<a href="#">Sergey Kovrov</a>		Russia	46	35	42	38	38	41	32	42	42,0	36,5	78,5	168	146	17	314
78	<a href="#">Rocky Bullin</a>		Great Britain	47	39	51	35	38	28	41	42	44,5	35,8	80,3	178	143	26	321

## Junior women

Rank	Name	Country	E1	F2	E3	F4	E5	F6	F7	E8	FAvg	EAvg	Avg	FSum	ESum	Diff	Tot
1	<a href="#">Jana Nakládalova</a>		29	28	29	32	22	36	29	26	31,3	26,5	57,8	125	106	15	231
2	<a href="#">Frida Elmdahl</a>		24	40	22	35	25	32	33	24	35,0	23,8	58,8	140	95	11	235
3	<a href="#">Anna Nitschke</a>		22	41	23	36	25	35	32	23	36,0	23,3	59,3	144	93	12	237
4	<a href="#">Simona Handlova</a>		29	40	25	36	23	27	34	25	34,3	25,5	59,8	137	102	19	239
5	<a href="#">Veronika Drobohlovova</a>		27	36	24	34	24	32	35	28	34,3	25,8	60,0	137	103	8	240
6	<a href="#">Jasmin Uhl</a>		27	38	25	38	21	30	38	23	36,0	24,0	60,0	144	96	14	240
7	<a href="#">Lara Jehle</a>		32	37	22	36	24	36	31	25	35,0	25,8	60,8	140	103	16	243
8	<a href="#">Anne Bollrich</a>		30	31	21	38	24	37	36	26	35,5	25,3	60,8	142	101	16	243
9	<a href="#">Karin Heschl</a>		31	36	24	33	26	40	31	25	35,0	26,5	61,5	140	106	16	246
10	<a href="#">Bettina Bürki</a>		29	30	24	39	28	36	34	27	34,8	27,0	61,8	139	108	14	247
11	<a href="#">Olivia Prokopova</a>		30	37	24	34	24	38	35	26	36,0	26,0	62,0	144	104	10	248




12	<a href="#">Maja Wiczi</a>		Switzerland	25	42	27	33	26	34	36	25	36,3	25,8	62,0	145	103	11	248
13	<a href="#">Mia Nilsson</a>		Sweden	25	36	24	38	27	31	39	29	36,0	26,3	62,3	144	105	13	249
14	<a href="#">Jennifer Helm</a>		Austria	31	34	26	37	26	27	41	28	34,8	27,8	62,5	139	111	19	250
15	<a href="#">Sabrina Bürki</a>		Switzerland	31	34	32	42	24	30	33	24	34,8	27,8	62,5	139	111	20	250
16	<a href="#">Laura Müller</a>		Germany	29	34	22	41	25	41	33	26	37,3	25,5	62,8	149	102	15	251
17	<a href="#">Malin Björk</a>		Sweden	29	43	26	33	25	34	33	28	35,8	27,0	62,8	143	108	14	251
18	<a href="#">Emma Löf</a>		Sweden	35	36	28	35	31	28	33	30	33,0	31,0	64,0	132	124	15	256
19	<a href="#">Madara Kirša</a>		Latvia	39	37	24	34	25	33	35	30	34,8	29,5	64,3	139	118	19	257
20	<a href="#">Melanie Huber</a>		Switzerland	26	39	28	39	25	37	35	35	37,5	28,5	66,0	150	114	14	264
21	<a href="#">Birgit Dallinger</a>		Austria	27	42	32	40	23	32	41	30	38,8	28,0	66,8	155	112	19	267
22	<a href="#">Sára Vestenicka</a>		Slovakia	27	42	30	44	35	38	37	28	40,3	30,0	70,3	161	120	15	281
23	<a href="#">Mia Paavola</a>		Finland	27	45	37	47	29	37	38	26	41,8	29,8	71,5	167	119	21	286
24	<a href="#">Līga Kupce</a>		Latvia	41	41	35	46	29	45	32	33	41,0	34,5	75,5	164	138	26	302
25	<a href="#">Enikő Szekretár</a>		Hungary	36	42	32	51	33	49	42	41	46,0	35,5	81,5	184	142	18	326
26	<a href="#">Nataliya Machekhina</a>		Russia	34	54	29	49	36	49	36	39	47,0	34,5	81,5	188	138	28	326
27	<a href="#">Dalma Jedlicska</a>		Hungary	37	51	36	51	36	43	39	36	46,0	36,3	82,3	184	145	13	329
28	<a href="#">Judit Steigler</a>		Hungary	43	49	37	43	41	39	45	35	44,0	39,0	83,0	176	156	18	332
29	<a href="#">Kinga Szekretár</a>		Hungary	35	54	35	53	47	55	44	37	51,5	38,5	90,0	206	154	23	360



# FINAL Ranking Teams – YWC 2008





TEAMS											
Female youth											
Rank	Team	R1	R2	R3	R4	R5	R6	R7	R8	Total	Average
1	Czech Republic	88	105	78	102	69	101	98	79	720	30,0
2	Germany	79	110	69	112	70	102	106	72	720	30,0
3	Sweden	88	119	76	103	81	94	99	82	742	30,9
4	Switzerland	85	106	83	114	78	100	103	80	749	31,2
5	Austria	90	115	78	109	73	108	105	78	756	31,5
6	Hungary	108	147	103	155	116	131	126	112	998	41,6




Rank	Team	R1	R2	R3	R4	R5	R6	R7	R8	Total	Average
1	Czech Republic (1 substitute)										
	<a href="#">Jana Nakládalova</a>	29	28	29	32	22	36	29	26	231	28,9
	<a href="#">Olivia Prokopova</a>	30	37	24	34	24	38			187	31,0
	<a href="#">Simona Handlova</a>	29	40	25	36	23	27	34	25	239	29,9
	<a href="#">Veronika Drobohlovova</a>							35	28	63	30,0
		88	105	78	102	69	101	98	79	720	30,0
2	Germany (0 substitutes)										
	<a href="#">Anna Nitschke</a>	22	41	23	36	25	35	32	23	237	29,6
	<a href="#">Jasmin Uhl</a>	27	38	25	38	21	30	38	23	240	30,0
	<a href="#">Anne Bollrich</a>	30	31	21	38	24	37	36	26	243	30,4
	<a href="#">Laura Müller</a>										
		79	110	69	112	70	102	106	72	720	30,0
3	Sweden (0 substitutes)										
	<a href="#">Emma Löf</a>	35	36	28	35	31	28	33	30	256	32,0
	<a href="#">Malin Björk</a>	29	43	26	33	25	34	33	28	251	31,4
	<a href="#">Frida Elmdahl</a>	24	40	22	35	25	32	33	24	235	29,4
	<a href="#">Mia Nilsson</a>										
		88	119	76	103	81	94	99	82	742	30,9

4	 Switzerland (1 substitute)																				
	<a href="#">Sabrina Bürki</a>	31	34	32	42	24	30	33	24		250	31,3									
	<a href="#">Maja Wicki</a>	25	42	27	33	26	34	36	25		248	31,0									
	<a href="#">Bettina Bürki</a>	29	30	24	39	28	36	34	18	o	238	30,9									
	<a href="#">Melanie Huber</a>									13	i	13	33,0								
		85	106	83	114	78	100	103	80		749	31,2									
5	 Austria (1 substitute)																				
	<a href="#">Birgit Dallinger</a>	27	42	32	40	23	32	17	o		213	33,4									
	<a href="#">Lara Jehle</a>	32	37	22	36	24	36	31		25	243	30,4									
	<a href="#">Karin Heschl</a>	31	36	24	33	26	40	31		25	246	30,8									
	<a href="#">Jennifer Helm</a>							26	i	28	54	31,3									
		90	115	78	109	73	108	105	78		756	31,5									
6	 Hungary (1 substitute)																				
	<a href="#">Kinga Szekretár</a>	35	54	35	53	47	o				224	45,0									
	<a href="#">Enikő Szekretár</a>	36	42	32	51	33	49	42	41		326	40,8									
	<a href="#">Dalma Jedlicska</a>	37	50	36	51	36	43	39	36		328	41,1									
	<a href="#">Judit Steigler</a>						i	39	45	35	119	41,5									
	Penalty strokes		1																		
		108	147	103	155	116	131	126	112		998	41,6									

Male youth											
Rank	Team	R1	R2	R3	R4	R5	R6	R7	R8	Total	Average
1	Germany	201	152	195	148	185	139	145	185	1350	28,1
2	Sweden	198	158	192	156	199	142	136	195	1376	28,7
3	Czech Republic	218	144	214	144	200	145	146	201	1412	29,4
4	Austria	218	149	213	164	210	145	157	193	1449	30,2
5	Switzerland	216	163	222	162	217	170	166	205	1521	31,7
6	Italy	227	151	220	159	229	158	153	224	1521	31,7
7	Denmark	222	167	220	175	213	166	151	213	1527	31,8
8	Finland	239	166	229	165	224	149	166	204	1542	32,1
9	Slovakia	219	166	234	179	221	163	171	201	1554	32,4
10	Hungary	246	186	241	184	235	173	171	245	1681	35,0






Rank	Team	R1	R2	R3	R4	R5	R6	R7	R8	Total	Average
1	Germany (0 substitutes)										
	<a href="#">Dennis Löschmann</a>	37	26	31	28	31	24	30	32	239	29,9
	<a href="#">Gerrit Britz</a>	35	21	32	20	31	21	22	31	213	26,6
	<a href="#">Max Krämer</a>	34	23	31	26	30	24	28	33	229	28,6
	<a href="#">Philipp Pester</a>	32	32	37	22	32	24	24	30	233	29,1
	<a href="#">Tobias Ramcke</a>	33	26	36	26	30	23	21	29	224	28,0
	<a href="#">Sascha Spreier</a>	30	24	28	26	31	23	20	30	212	26,5
	<a href="#">Tobias Kube</a>										
		201	152	195	148	185	139	145	185	1350	28,1
2	Sweden (0 substitutes)										
	<a href="#">Filiph Svensson</a>	33	23	30	25	27	23	22	29	212	26,5
	<a href="#">Dino Medenhodzic</a>	35	21	28	26	35	30	22	33	230	28,8
	<a href="#">Joakim Sundlöf</a>	34	28	32	29	34	23	21	35	236	29,5
	<a href="#">Rasmus Schedin</a>	35	29	34	26	36	21	23	36	240	30,0
	<a href="#">John Widlert</a>	31	29	36	25	36	24	24	35	240	30,0
	<a href="#">Erik Borgström</a>	30	28	32	25	31	21	24	27	218	27,3
	<a href="#">Joel Andersson</a>										
		198	158	192	156	199	142	136	195	1376	28,7
3	Czech Republic (1 substitute)										
	<a href="#">Vít Skaloud</a>	30	23	41	26	36	24	28	30	238	29,8
	<a href="#">Pavel Soucek</a>	36	24	33	27	35	21	23	35	234	29,3
	<a href="#">Marek Smeikal</a>	44	27	45						116	31,6
	<a href="#">Jakub Fantal</a>	36	25	29	23	27	26	24	34	224	28,0
	<a href="#">Ondrej Mlcoch</a>	40	21	33	22	30	25	24	31	226	28,3
	<a href="#">Michal Stancik</a>	32	24	33	24	38	27	25	34	237	29,6
	<a href="#">Michal Riha</a>				22	34	22	22	37	137	28,3
		218	144	214	144	200	145	146	201	1412	29,4

4	 Austria (1 substitute)													
	<a href="#">Thomas Obertaxer</a>	34	28	34	24	35	21	32	31	239	29,9			
	<a href="#">Rainer Anhammer</a>	37	22	40	32	15	o			146	32,1			
	<a href="#">Christoph Schatzer</a>	33	25	35	28	35	23	27	29	235	29,4			
	<a href="#">Mario Dangl</a>	38	28	39	24	35	22	24	39	249	31,1			
	<a href="#">Marc Cervinka</a>	41	22	33	31	37	25	26	33	248	31,0			
	<a href="#">Simon Schatz</a>	35	24	32	25	29	26	23	32	226	28,3			
	<a href="#">Daniel Krof</a>					24	i	28	25	29	106	30,9		
		218	149	213	164	210	145	157	193	1449	30,2			
5	 Switzerland (1 substitute)													
	<a href="#">Kai Lödging</a>	32	25	33	22	32	29	25	28	226	28,3			
	<a href="#">Johan Duriaux</a>	38	32	39	29	40	27	29	36	270	33,8			
	<a href="#">Roger Wicki</a>	32	24	34	26	30	28	29	27	230	28,8			
	<a href="#">Ronny Huber</a>	40	29	42	27	37	32	o		207	34,6			
	<a href="#">Marc Frauenfelder</a>	40	30	34	31	41	27	34	39	276	34,5			
	<a href="#">Nikolai Bhend</a>	34	23	40	27	37	27	24	38	250	31,3			
	<a href="#">Kevin Zutter</a>							i	25	37	62	32,8		
		216	163	222	162	217	170	166	205	1521	31,7			
6	 Italy (1 substitute)													
	<a href="#">Lorenzo Bellucci</a>	38	26	36	30	35	21	30	44	260	32,5			
	<a href="#">Lorenzo Levis</a>	40	24	44	31	44	o			183	34,4			
	<a href="#">Simon Brunner</a>	33	26	34	23	41	24	21	38	240	30,0			
	<a href="#">Lorenzo Ciompi</a>	39	22	34	24	34	25	23	37	238	29,8			
	<a href="#">Nicola Bellucci</a>	41	27	35	27	37	25	23	33	248	31,0			
	<a href="#">Francesco Morandi</a>	36	26	37	24	38	32	27	34	254	31,8			
	<a href="#">Lothar Trenkwalder</a>						i	31	29	38	98	32,6		
		227	151	220	159	229	158	153	224	1521	31,7			
7	 Denmark (0 substitutes)													
	<a href="#">Jonas Rasmussen</a>	36	29	39	25	38	24	27	36	254	31,8			
	<a href="#">Thomas Schultz</a>	36	36	39	35	39	27	26	45	283	35,4			
	<a href="#">Benjamin Skjoldan</a>	46	26	37	28	36	33	30	35	271	33,9			
	<a href="#">Kenneth Lass</a>	35	26	44	31	32	30	25	33	256	32,0			
	<a href="#">Mads Norregard</a>	37	27	28	25	34	25	23	33	232	29,0			
	<a href="#">Casper Frederiksen</a>	32	23	33	31	34	27	20	31	231	28,9			
	<a href="#">Magnus Hjelholt</a>													
		222	167	220	175	213	166	151	213	1527	31,8			

8	 Finland (0 substitutes)																	
	<a href="#">Matias Røj</a>	47	27	43	34	34	23	31	36	275	34,4							
	<a href="#">Juuso Puolakkainen</a>	35	32	45	29	43	25	27	38	274	34,3							
	<a href="#">Pyy Väre</a>	44	33	41	31	41	30	34	36	290	36,3							
	<a href="#">Oskari Vihervaara</a>	49	23	37	21	36	27	21	29	243	30,4							
	<a href="#">Aki Sillman</a>	31	26	30	25	28	23	24	29	216	27,0							
	<a href="#">Pekka Itälä</a>	33	25	33	25	42	21	29	36	244	30,5							
		239	166	229	165	224	149	166	204	1542	32,1							
9	 Slovakia (0 substitutes)																	
	<a href="#">Daniel Kraviansky</a>	32	29	37	26	37	27	30	34	252	31,5							
	<a href="#">Lukas Barylík</a>	38	29	41	28	44	30	26	32	268	33,5							
	<a href="#">Oliver Kazimír</a>	41	25	37	32	30	24	28	34	251	31,4							
	<a href="#">Radovan Struhár</a>	36	27	42	30	34	24	28	36	257	32,1							
	<a href="#">Michal Mjartan</a>	34	26	40	29	34	31	31	31	256	32,0							
	<a href="#">Lubomír Zontág</a>	38	30	37	34	42	27	28	34	270	33,8							
		219	166	234	179	221	163	171	201	1554	32,4							
10	 Hungary (0 substitutes)																	
	<a href="#">Márk Kóder</a>	38	38	36	32	45	33	30	45	297	37,1							
	<a href="#">Ádám Fazekas</a>	34	27	32	23	32	24	23	33	228	28,5							
	<a href="#">Dániel Steigler</a>	44	29	36	32	41	28	27	49	286	35,8							
	<a href="#">Krisztián Pillió</a>	46	34	46	30	40	29	34	38	297	37,1							
	<a href="#">Dávid Barkóczy</a>	45	26	50	34	44	29	28	47	303	37,9							
	<a href="#">Márk Sinka</a>	39	32	41	33	33	30	29	33	270	33,8							
		246	186	241	184	235	173	171	245	1681	35,0							

## Straight list (preliminary rounds)

Rank	Name	Country	Cat.	R1	R2	R3	R4	R5	R6	R7	R8	Tot	Avg	Diff
1	<a href="#">Filiph Svensson</a>	Sweden	JM	33	23	30	25	27	23	22	29	212	53,0	9
	<a href="#">Sascha Spreier</a>	Germany	JM	30	24	28	26	31	23	20	30	212	53,0	9
3	<a href="#">Gerrit Britz</a>	Germany	JM	35	21	32	20	31	21	22	31	213	53,3	6
4	<a href="#">Aki Sillman</a>	Finland	JM	31	26	30	25	28	23	24	29	216	54,0	6
5	<a href="#">Erik Borgström</a>	Sweden	JM	30	28	32	25	31	21	24	27	218	54,5	12
6	<a href="#">Jakub Fantal</a>	Czech Republic	JM	36	25	29	23	27	26	24	34	224	56,0	12
	<a href="#">Tobias Ramcke</a>	Germany	JM	33	26	36	26	30	23	21	29	224	56,0	12
8	<a href="#">Simon Schatz</a>	Austria	JM	35	24	32	25	29	26	23	32	226	56,5	9
9	<a href="#">Michal Riha</a>	Czech Republic	JM	29	26	34	22	34	22	22	37	226	56,5	12
	<a href="#">Kai Lödding</a>	Switzerland	JM	32	25	33	22	32	29	25	28	226	56,5	12
11	<a href="#">Ondrej Mlcoch</a>	Czech Republic	JM	40	21	33	22	30	25	24	31	226	56,5	14
12	<a href="#">Ádám Fazekas</a>	Hungary	JM	34	27	32	23	32	24	23	33	228	57,0	6
13	<a href="#">Max Krämer</a>	Germany	JM	34	23	31	26	30	24	28	33	229	57,3	9
14	<a href="#">Roger Wicki</a>	Switzerland	JM	32	24	34	26	30	28	29	27	230	57,5	12
15	<a href="#">Dino Medenhodzic</a>	Sweden	JM	35	21	28	26	35	30	22	33	230	57,5	16
16	<a href="#">Casper Frederiksen</a>	Denmark	JM	32	23	33	31	34	27	20	31	231	57,8	14
17	<a href="#">Jana Nakládalo</a>	Czech Republic	JW	29	28	29	32	22	36	29	26	231	57,8	15
18	<a href="#">Mads Norregard</a>	Denmark	JM	37	27	28	25	34	25	23	33	232	58,0	13
19	<a href="#">Philipp Pester</a>	Germany	JM	32	32	37	22	32	24	24	30	233	58,3	17
20	<a href="#">Pavel Soucek</a>	Czech Republic	JM	36	24	33	27	35	21	23	35	234	58,5	9
21	<a href="#">Frida Elmdahl</a>	Sweden	JW	24	40	22	35	25	32	33	24	235	58,8	11
22	<a href="#">Christoph Schatzer</a>	Austria	JM	33	25	35	28	35	23	27	29	235	58,8	11
23	<a href="#">Joakim Sundlöf</a>	Sweden	JM	34	28	32	29	34	23	21	35	236	59,0	11
24	<a href="#">Tobias Kube</a>	Germany	JM	43	22	33	26	36	24	22	30	236	59,0	17
25	<a href="#">Michal Stancík</a>	Czech Republic	JM	32	24	33	24	38	27	25	34	237	59,3	9
26	<a href="#">Anna Nitschke</a>	Germany	JW	22	41	23	36	25	35	32	23	237	59,3	12
27	<a href="#">Lorenzo Ciompi</a>	Italy	JM	39	22	34	24	34	25	23	37	238	59,5	8
28	<a href="#">Vít Skaloud</a>	Czech Republic	JM	30	23	41	26	36	24	28	30	238	59,5	16
29	<a href="#">Joel Andersson</a>	Sweden	JM	37	26	29	26	33	26	26	36	239	59,8	8
30	<a href="#">Dennis Löschmann</a>	Germany	JM	37	26	31	28	31	24	30	32	239	59,8	12
31	<a href="#">Thomas Obertaxer</a>	Austria	JM	34	28	34	24	35	21	32	31	239	59,8	15
32	<a href="#">Simona Handlova</a>	Czech Republic	JW	29	40	25	36	23	27	34	25	239	59,8	19
33	<a href="#">Veronika Drobohlavova</a>	Czech Republic	JW	27	36	24	34	24	32	35	28	240	60,0	8
34	<a href="#">John Widlert</a>	Sweden	JM	31	29	36	25	36	24	24	35	240	60,0	10

35	<a href="#">Rasmus Schedin</a>	 Sweden	JM	35	29	34	26	36	21	23	36	240	60,0	10
36	<a href="#">Simon Brunner</a>	 Italy	JM	33	26	34	23	41	24	21	38	240	60,0	13
37	<a href="#">Jasmin Uhl</a>	 Germany	JW	27	38	25	38	21	30	38	23	240	60,0	14
38	<a href="#">Lara Jehle</a>	 Austria	JW	32	37	22	36	24	36	31	25	243	60,8	16
39	<a href="#">Anne Bollrich</a>	 Germany	JW	30	31	21	38	24	37	36	26	243	60,8	16
40	<a href="#">Oskari Vihervaara</a>	 Finland	JM	49	23	37	21	36	27	21	29	243	60,8	26
41	<a href="#">Pekka Itälä</a>	 Finland	JM	33	25	33	25	42	21	29	36	244	61,0	17
42	<a href="#">Tiago Cruz</a>	 Portugal	JM	35	26	33	23	39	30	27	33	246	61,5	13
43	<a href="#">Karin Heschl</a>	 Austria	JW	31	36	24	33	26	40	31	25	246	61,5	16
44	<a href="#">Bettina Bürki</a>	 Switzerland	JW	29	30	24	39	28	36	34	27	247	61,8	14
45	<a href="#">Daniel Krof</a>	 Austria	JM	42	24	34	29	36	28	25	29	247	61,8	18
46	<a href="#">Olivia Prokopova</a>	 Czech Republic	JW	30	37	24	34	24	38	35	26	248	62,0	10
47	<a href="#">Maja Wicki</a>	 Switzerland	JW	25	42	27	33	26	34	36	25	248	62,0	11
48	<a href="#">Nicola Bellucci</a>	 Italy	JM	41	27	35	27	37	25	23	33	248	62,0	12
49	<a href="#">Marc Cervinka</a>	 Austria	JM	41	22	33	31	37	25	26	33	248	62,0	17
50	<a href="#">Mario Dangel</a>	 Austria	JM	38	28	39	24	35	22	24	39	249	62,3	10
51	<a href="#">Mia Nilsson</a>	 Sweden	JW	25	36	24	38	27	31	39	29	249	62,3	13
52	<a href="#">Nikolai Bhend</a>	 Switzerland	JM	34	23	40	27	37	27	24	38	250	62,5	10
53	<a href="#">Sergey Kovylyaev</a>	 Russia	JM	29	27	38	33	39	26	24	34	250	62,5	19
	<a href="#">Jennifer Helm</a>	 Austria	JW	31	34	26	37	26	27	41	28	250	62,5	19
55	<a href="#">Sabrina Bürki</a>	 Switzerland	JW	31	34	32	42	24	30	33	24	250	62,5	20
56	<a href="#">Malin Björk</a>	 Sweden	JW	29	43	26	33	25	34	33	28	251	62,8	14
57	<a href="#">Laura Müller</a>	 Germany	JW	29	34	22	41	25	41	33	26	251	62,8	15
58	<a href="#">Oliver Kazimír</a>	 Slovakia	JM	41	25	37	32	30	24	28	34	251	62,8	19
59	<a href="#">Kirill Teterev</a>	 Russia	JM	37	29	31	31	36	29	28	31	252	63,0	9
	<a href="#">Daniel Kraviansky</a>	 Slovakia	JM	32	29	37	26	37	27	30	34	252	63,0	9
61	<a href="#">Marek Smejkal</a>	 Czech Republic	JM	44	27	45	26	32	23	28	28	253	63,3	22
62	<a href="#">Jonas Rasmussen</a>	 Denmark	JM	36	29	39	25	38	24	27	36	254	63,5	8
63	<a href="#">Francesco Morandi</a>	 Italy	JM	36	26	37	24	38	32	27	34	254	63,5	12
64	<a href="#">Michal Mjartan</a>	 Slovakia	JM	34	26	40	29	34	31	31	31	256	64,0	14
65	<a href="#">Emma Löff</a>	 Sweden	JW	35	36	28	35	31	28	33	30	256	64,0	15
66	<a href="#">Kenneth Lass</a>	 Denmark	JM	35	26	44	31	32	30	25	33	256	64,0	18
67	<a href="#">Radovan Struhár</a>	 Slovakia	JM	36	27	42	30	34	24	28	36	257	64,3	14
68	<a href="#">Rainer Anhammer</a>	 Austria	JM	37	22	40	32	42	26	23	35	257	64,3	17
69	<a href="#">Madara Kirša</a>	 Latvia	JW	39	37	24	34	25	33	35	30	257	64,3	19
70	<a href="#">Victor Zhabin</a>	 Russia	JM	33	27	44	28	43	28	27	28	258	64,5	17
71	<a href="#">Lorenzo Bellucci</a>	 Italy	JM	38	26	36	30	35	21	30	44	260	65,0	18
72	<a href="#">Lothar Trenkwald</a>	 Italy	JM	42	27	38	26	30	31	29	38	261	65,3	17

73	<a href="#">Tiago Pinto</a>	 Portugal	JM	37	31	38	24	34	28	29	41	262	65,5	14
74	<a href="#">Kevin Zutter</a>	 Switzerland	JM	36	29	41	32	33	29	25	37	262	65,5	15
75	<a href="#">Melanie Huber</a>	 Switzerland	JW	26	39	28	39	25	37	35	35	264	66,0	14
76	<a href="#">Birgit Dallinger</a>	 Austria	JW	27	42	32	40	23	32	41	30	267	66,8	19
77	<a href="#">Lukas Barylík</a>	 Slovakia	JM	38	29	41	28	44	30	26	32	268	67,0	16
78	<a href="#">Johan Durioux</a>	 Switzerland	JM	38	32	39	29	40	27	29	36	270	67,5	9
79	<a href="#">Márk Sinka</a>	 Hungary	JM	39	32	41	33	33	30	29	33	270	67,5	12
80	<a href="#">Lubomír Zontág</a>	 Slovakia	JM	38	30	37	34	42	27	28	34	270	67,5	15
81	<a href="#">Benjamin Skjoldan</a>	 Denmark	JM	46	26	37	28	36	33	30	35	271	67,8	18
82	<a href="#">André Campos</a>	 Portugal	JM	40	35	38	31	36	27	31	35	273	68,3	13
83	<a href="#">Juuso Puolakkainen</a>	 Finland	JM	35	32	45	29	43	25	27	38	274	68,5	17
84	<a href="#">Lorenzo Levis</a>	 Italy	JM	40	24	44	31	44	25	26	41	275	68,8	11
85	<a href="#">Matias Röj</a>	 Finland	JM	47	27	43	34	34	23	31	36	275	68,8	24
86	<a href="#">Marc Frauenfelder</a>	 Switzerland	JM	40	30	34	31	41	27	34	39	276	69,0	14
87	<a href="#">Ronny Huber</a>	 Switzerland	JM	40	29	42	27	37	32	27	43	277	69,3	11
88	<a href="#">Sára Vestenicka</a>	 Slovakia	JW	27	42	30	44	35	38	37	28	281	70,3	15
89	<a href="#">Eduardo Sousa</a>	 Portugal	JM	39	41	35	29	41	35	23	38	281	70,3	24
90	<a href="#">Thomas Schultz</a>	 Denmark	JM	36	36	39	35	39	27	26	45	283	70,8	19
	<a href="#">Daniel Zelewski</a>	 Poland	JM	39	31	43	27	37	25	37	44	283	70,8	19
92	<a href="#">Dániel Steigler</a>	 Hungary	JM	44	29	36	32	41	28	27	49	286	71,5	18
93	<a href="#">Mia Paavola</a>	 Finland	JW	27	45	37	47	29	37	38	26	286	71,5	21
94	<a href="#">Pyry Väre</a>	 Finland	JM	44	33	41	31	41	30	34	36	290	72,5	12
95	<a href="#">Magnus Hjelholt</a>	 Denmark	JM	41	31	43	31	47	29	32	37	291	72,8	13
96	<a href="#">Krisztián Pillió</a>	 Hungary	JM	46	34	46	30	40	29	34	38	297	74,3	13
97	<a href="#">Márk Kóder</a>	 Hungary	JM	38	38	36	32	45	33	30	45	297	74,3	17
98	<a href="#">Liga Kupce</a>	 Latvia	JW	41	41	35	46	29	45	32	33	302	75,5	26
99	<a href="#">Dávid Barkóczy</a>	 Hungary	JM	45	26	50	34	44	29	28	47	303	75,8	14
100	<a href="#">Mateusz Miloch</a>	 Poland	JM	46	33	47	24	44	36	37	36	303	75,8	24
101	<a href="#">Sergey Kovrov</a>	 Russia	JM	46	35	42	38	38	41	32	42	314	78,5	17
102	<a href="#">Rocky Bullin</a>	 Great Britain	JM	47	39	51	35	38	28	41	42	321	80,3	26
103	<a href="#">Enikő Szekretár</a>	 Hungary	JW	36	42	32	51	33	49	42	41	326	81,5	18
104	<a href="#">Natalíya Machekhina</a>	 Russia	JW	34	54	29	49	36	49	36	39	326	81,5	28
105	<a href="#">Dalma Jedlicska</a>	 Hungary	JW	37	51	36	51	36	43	39	36	329	82,3	13
106	<a href="#">Judit Steigler</a>	 Hungary	JW	43	49	37	43	41	39	45	35	332	83,0	18
107	<a href="#">Kinga Szekretár</a>	 Hungary	JW	35	54	35	53	47	55	44	37	360	90,0	23



# Official tournament information

## YWC 2008 - Budapest

### Refereeing committee

Head referee: Dieter Helmke, WMF YC  
Referee: Guenter Schwarz, Germany  
Referee: Ferenc Steigler, Hungary

### Jury

Chairman: Pasi Aho, WMF YC  
Member: Martin Tomanek, WMF YC  
Member: Verners Kirss, WMF YC  
Member: Matthias Reiche, WMF YC  
Member: Omar Maggi, Switzerland

### Tournament officer

Pasi Aho, WMF Youth Officer  
Gabor Kolits, Competition Director of the organizer

### Interruptions

9<sup>th</sup> August, 2008., Saturday                      Start postponed to 10.30h due to rain  
9<sup>th</sup> August, 2008., Saturday                      Rain interruption 10.55-11.05h

### Protest

Germany made a protest against the score of the girls' first K.O-round match  
Nitschke – Helm. Jury rejected the protest based on the WMF international sport rule  
2.3.8.17.

## **Substitutions**

### Girls

Out: R5, L18 Kinga Szekretár (HUN)  
In: R6, L1 Judit Steigler (HUN)

Out: R6, L18 Olivia Prokopova (CZE)  
In: R7, L1 Veronika Drbohlavova (CZE)

Out: R7, L7 Birgit Dallinger (AUT)  
In: R7, L8 Jennifer Helm (AUT)

Out: R8, L13 Bettina Bürki (SUI)  
In: R8, L14 Melanie Huber (SUI)

### Boys

Out: R3, L18 Marek Smejkal (CZE)  
In: R4, L1 Michal Riha (CZE)

Out: R5, L6 Rainer Anhammer (AUT)  
In: R5, L7 Daniel Krof (AUT)

Out: R5, L18 Lorenzo Levis (ITA)  
In: R6, L1 Lothar Trenkwalder (ITA)

Out: R6, L18 Ronny Huber (SUI)  
In: R7, L1 Kevin Zutter (SUI)

## **Admonition**

<b>Name</b>	<b>Nation</b>	<b>Round</b>	<b>Lane</b>	<b>Infringement</b>
MACHEKHINA Nataliya	Russia	2	17	Rules
SZEKRETÄR Enikő	Hungary	2	16	Unbehavior
BELLUCCI Lorenzo	Italy	1		Bad score-keeping
OBERTAXER Thomas	Austria	4	14	Unbehavior
SKALOUD Vit	Czech Republic	6	9	Loudness
NAKLADALOVA Jana	Czech Republic	7	18	Unbehavior
MEDENHODZIC Dino	Sweden	8	1	Time
STEIGLER Daniel	Hungary	8	7	Unbehavior
DANGL Mario	Austria	8	17	Unbehavior

## **Admonition + 1 penalty point**

<b>Name</b>	<b>Nation</b>	<b>Round</b>	<b>Lane</b>	<b>Infringement</b>
JEDLICKSKA Dalma	Hungary	2	17	Rules