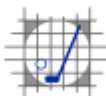




SV Golf
www.minigolf.cz



Fun-Sports
www.fun-sports-germany.com



WMF Gold Sponsors

Nations Cup 2013

Updated: 2013-05-19 18:41

Get new pages automatically

Jury:

AHO, Pasi (chairman), WMF Sport Director
SOMNITZ, Christian (GER)
STRANDBERG, Jan (SWE)

Referees:

LEHTIMÄKI, Aku (FIN), head referee
WITTWER, Jürg (SUI)

Tournament Director:

AHO, Pasi, WMF Sport Director

Tournament Officer:

SOMNITZ, Christian

18th May 2013

Changing starting time to 09:00 a.m. due rain.
tournament interruption due Rain: 11:18 a.m. - 12:03 p.m., 12:32 p.m. - 4:05 p.m.

Jury decision:

The play will be stopped on Saturday at 8:00 p.m. The play will be continued with shotgun start on Sunday at 08.00 a.m.

The goal is to play 6 (3+3) preliminary rounds, to be finished on Sunday by approx. at 12.00 a.m.. The last two scheduled preliminary rounds will be cancelled.

The playoffs will be played according to the original mode according to the invitation.

19th May 2013

Reto Sommer (SUI) did not finish the tournament due health reasons.































Penalties:

Admonition: R 5, L 18, Oskari Vihervaara (FIN), Misbehaviour
Admonition: R 8, L 11, Harald Erlbruch (GER), Misbehaviour

Result





















[General class women](#) | [General class men](#) | [Teams - Group A](#) | [Teams - Group B](#) | [Teams - Match 1 for rank 5-8](#) | [Teams - Match 2 for rank 5-8](#) | [Teams - Semifinal 1](#) | [Teams - Semifinal 2](#) | [Teams - Match for rank 7](#) | [Teams - Match for rank 5](#) | [Teams - Match for rank 3](#) | [Teams - Final](#) | [Penalties](#) | [Straight list](#) | [Lane statistics](#) | [Teams statistics](#) | [Most aces in a row](#)

General class women






Rank	Name	Country	F1	E2	F3	E4	F5	E6	F7	E8	F9	E10	FAvg	EAvg	FSum	ESum	Diff	Tot
	1 Jasmin Ehm	 GER	28	24	31	23	29	24	28	20	29	20	29,0	22,2	145	111	7	256
	2 Anne Bollrich	 GER	32	22	29	23	28	20	29	24	27	23	29,0	22,4	145	112	9	257
	3 Karolina Jandova	 CZE	34	23	28	21	32	20	29	24	32	29	31,0	23,4	155	117	15	272
	4 Lina Liljegren	 SWE	28	23	38	20	35	22	30	25	32	25	32,6	23,0	163	115	15	278
	5 Corina Reinisch	 GER	31	24	33	22	33	27	27	23	35	24	31,8	24,0	159	120	13	279
	6 Yvonne Klukas	 SUI	30	26	37	25	36	22	34	24	31	18	33,6	23,0	168	115	15	283
	7 Nataliya Machekhina	 RUS	36	27	33	25	30	27					33,0	26,3	99	79	8	178
	8 Eva Libigerova	 CZE	29	30	35	26	41	24	31	26	32	27	33,6	26,6	168	133	18	301
	9 Jana Nakladalova	 CZE	43	26	31	23	34	26	38	28	31	25	35,4	25,6	177	128	17	305
	10 Sandra Schwarz	 AUT	37	26	33	28	32	24	35	29	37	27	34,8	26,8	174	134	10	308
	11 Birgit Heschl	 AUT	37	23	34	30	32	35	39	27	38	27	36,0	28,4	180	142	19	322
	12 Greta Wedman	 FIN	38	32	41	25	39	28					39,3	28,3	118	85	10	203
	13 Melanie Schwarz	 AUT	47	28	47	29	35	22	41	25	32	26	40,4	26,0	202	130	22	332
	14 Olesia Fokina	 RUS	35	30	47	31	38	33					40,0	31,3	120	94	15	214
	15 Larisa Marochko	 RUS	40	31	52	37	52	29					48,0	32,3	144	97	20	241

General class men

Rank	Name	Country	F1	E2	F3	E4	F5	E6	F7	E8	F9	E10	FAvg	EAvg	FSum	ESum	Diff	Tot
1	 Marcel Noack	 GER	28	26	28	19	21	19	25	22	27	20	25,8	21,2	129	106	14	235
2	 Alexander Geist	 GER	30	19	28	21	28	19	24	20	27	21	27,4	20,0	137	100	8	237
3	 Harald Erlbruch	 GER	28	24	27	21	25	20	25	21	27	20	26,4	21,2	132	106	7	238
4	 Walter Erlbruch	 GER	30	23	28	19	28	23	24	19	25	19	27,0	20,6	135	103	10	238
5	 Marco Henning	 GER	29	21	27	20	28	19	29	22	23	23	27,2	21,0	136	105	10	241
6	 Martin Stöckle	 GER	28	23	24	21	27	23	26	24	27	19	26,4	22,0	132	110	9	242
7	 Lars Brown	 SWE	30	22	24	24	28	21	27	22	29	22	27,6	22,2	138	111	9	249
8	 Daniel Moser	 SUI	27	22	28	22	28	25	26	23	30	22	27,8	22,8	139	114	7	253
9	 Marco Templin	 GER	28	21	33	20	27	21	28	21	29	25	29,0	21,6	145	108	11	253
10	 Mike Mann	 SUI	33	23	28	20	28	21	27	23	26	24	28,4	22,2	142	111	11	253
11	 Robin Hettrich	 GER	30	26	26	21	29	20	27	23	31	21	28,6	22,2	143	111	11	254
12	 Zdenek Majkus	 CZE	27	26	27	22	32	21	29	21	31	20	29,2	22,0	146	110	11	256
13	 Oleg Klassen	 GER	32	22	32	23	32	22	30	22	25	21	30,2	22,0	151	110	9	261
14	 Frederik Tagesson	 SWE	30	26	30	19	28	28	27	21	29	24	28,8	23,6	144	118	12	262
15	 Karel Molnar	 CZE	28	26	29	23	33	22	24	24	32	23	29,2	23,6	146	118	13	264
16	 Martin Jecny	 CZE	30	22	35	23	28	23	29	22	28	25	30,0	23,0	150	115	10	265
17	 Oskari Vihervaara	 FIN	32	25	28	22	32	24					30,7	23,7	92	71	7	163
18	 Kosti Raesola	 FIN	27	23	33	22	34	25					31,3	23,3	94	70	10	164
19	 Stanislav Stanek	 CZE	34	24	30	24	28	23	33	24	29	24	30,8	23,8	154	119	7	273
20	 Peter Eisenschmidt	 SWE	36	25	35	20	30	25	27	24	30	23	31,6	23,4	158	117	14	275
21	 Omar Maggi	 SUI	33	25	35	25	33	20	28	28	26	25	31,0	24,6	155	123	17	278

	22	Marek Smejkal	 CZE	36	24	35	28	28	22	34	22	34	23	33,4	23,8	167	119	14	286
	23	Petri Lönngren	 FIN	31	32	32	27	30	28					31,0	29,0	93	87	7	180
	24	Jürgen Bertel	 AUT	42	24	30	27	29	25	35	22	31	23	33,4	24,2	167	121	18	288
	25	James Rutherford	 GBR	35	27	32	27	33	29					33,3	27,7	100	83	5	183
	26	Vasily Chmut	 RUS	40	28	32	26	35	25					35,7	26,3	107	79	11	186
	26	Dmitry Bogachuk	 RUS	33	31	37	24	34	27					34,7	27,3	104	82	11	186
	28	Ivan Popleteev	 RUS	39	31	34	26	34	25					35,7	27,3	107	82	11	189
	29	Sergey Fokin	 RUS	40	32	43	30	42	29					41,7	30,3	125	91	6	216
	30	Sean Homer	 GBR	36	33	48	38	36	32					40,0	34,3	120	103	18	223
	31	Reto Sommer	 SUI	29	27	13	6	23						31,5	25,0	42	50	4	92 Did not finish

[General class women](#) |
 [General class men](#) |
 [Teams - Group A](#) |
 [Teams - Group B](#) |
 [Teams - Match 1 for rank 5-8](#) |
 [Teams - Match 2 for rank 5-8](#) |
 [Teams - Semifinal 1](#) |
 [Teams - Semifinal 2](#) |
 [Teams - Match for rank 7](#) |
 [Teams - Match for rank 5](#) |
 [Teams - Match for rank 3](#) |
 [Teams - Final](#) |
 [Penalties](#) |
 [Straight list](#) |
 [Lane statistics](#) |
 [Teams statistics](#) |
 [Most aces in a row](#)

		TEAMS								
		Group A								
Rank	Team	R1	R2	R3	R4	R5	R6	Avg	Total	Points
1	 Germany I	119	87	122	82	116	90	25,7	616	41
2	 Germany III	121	89	115	87	113	81	25,3	606	40
3	 Sweden	124	96	127	83	121	96	27,0	647	22
4	 Czech Republic I	128	100	122	91	127	92	27,5	660	16
5	 Finland	128	112	134	96	135	105	29,6	710	1

1  **Germany I**

R1	R2	R3	R4	R5	R6	FAvg	E Avg	Total
----	----	----	----	----	----	------	-------	-------



128 100 122 91 127 92 27,5 660

Points 1 2 5 2 2 4 16



5 Finland	R1	R2	R3	R4	R5	R6	FAvg	EAvg	Total
Oskari Vihervaara	32	25	28	22	32	24	30,7	23,7	163
Petri Lönngren	31	32	32	27	30	28	31,0	29,0	180
Greta Wedman	38	32	41	25	39	28	39,3	28,3	203
Kosti Raesola	27	23	33	22	34	25	31,3	23,3	164
	128	112	134	96	135	105	29,6		710
Points	1	0	0	0	0	0	1		

[General class women](#) | [General class men](#) | [Teams - Group A](#) | [Teams - Group B](#) | [Teams - Match 1 for rank 5-8](#) | [Teams - Match 2 for rank 5-8](#) | [Teams - Semifinal 1](#) | [Teams - Semifinal 2](#) | [Teams - Match for rank 7](#) | [Teams - Match for rank 5](#) | [Teams - Match for rank 3](#) | [Teams - Final](#) | [Penalties](#) | [Straight list](#) | [Lane statistics](#) | [Teams statistics](#) | [Most aces in a row](#)





TEAMS






Group B






Rank	Team	R1	R2	R3	R4	R5	R6	Avg	Total	Points
1	Germany II	114	99	109	84	106	86	24,9	598	46
2	Switzerland	123	96	128	92	125	88	27,2	652	37
3	Czech Republic II	133	101	128	99	129	89	28,3	679	22
4	Austria	163	101	144	114	128	106	31,5	756	11
5	Russia	155	117	151	114	151	106	33,1	794	4






1 Germany II	R1	R2	R3	R4	R5	R6	FAvg	EAvg	Total
Robin Hettrich	30	26	26	21	29	20	28,6	22,2	152



		Jasmin Ehm	28	24	31	23	29	24	29,0	22,2	159
		Martin Stöckle	28	23	24	21	27	23	26,4	22,0	146
		Marcel Noack	28	26	28	19	21	19	25,8	21,2	141
			114	99	109	84	106	86	24,9		598
		Points	8	6	8	8	8	8	46		

		2		Switzerland	R1	R2	R3	R4	R5	R6	FAvg	EAvg	Total
				Daniel Moser	27	22	28	22	28	25	27,8	22,8	152
				Yvonne Klukas	30	26	37	25	36	22	33,6	23,0	176
				Omar Maggi	33	25	35	25	33	20	31,0	24,6	171
				Mike Mann	33	23	28	20	28	21	28,4	22,2	153
					123	96	128	92	125	88	27,2		652
		Points			6	8	5	6	6	6	37		

		3		Czech Republic II	R1	R2	R3	R4	R5	R6	FAvg	EAvg	Total
				Marek Smejkal	36	24	35	28	28	22	33,4	23,8	173
				Karolina Jandova	34	23	28	21	32	20	31,0	23,4	158
				Eva Libigerova	29	30	35	26	41	24	33,6	26,6	185
				Stanislav Stanek	34	24	30	24	28	23	30,8	23,8	163
					133	101	128	99	129	89	28,3		679
		Points			4	3	5	4	2	4	22		

		4		Austria	R1	R2	R3	R4	R5	R6	FAvg	EAvg	Total
				Melanie Schwarz	47	28	47	29	35	22	40,4	26,0	208
				Sandra Schwarz	37	26	33	28	32	24	34,8	26,8	180
				Birgit Heschl	37	23	34	30	32	35	36,0	28,4	191
				Jürgen Bertel	42	24	30	27	29	25	33,4	24,2	177
					163	101	144	114	128	106	31,5		756

	Points	0	3	2	1	4	1	11		
5  Russia	R1	R2	R3	R4	R5	R6	FAvg	EAvg	Total	
 Nataliya Machekhina	36	27	33	25	30	27	33,0	26,3	178	
 Ivan Popleteev	39	31	34	26	34	25	35,7	27,3	189	
 Vasily Chmut	40	28	32	26	35	25	35,7	26,3	186	
 Larisa Marochko	40	31	52	37	52	29	48,0	32,3	241	
	155	117	151	114	151	106	33,1		794	
Points	2	0	0	1	0	1	4			






[General class women](#) |
 [General class men](#) |
 [Teams - Group A](#) |
 [Teams - Group B](#) |
 [Teams - Match 1 for rank 5-8](#) |
 [Teams - Match 2 for rank 5-8](#) |
 [Teams - Semifinal 1](#) |
 [Teams - Semifinal 2](#) |
 [Teams - Match for rank 7](#) |
 [Teams - Match for rank 5](#) |
 [Teams - Match for rank 3](#) |
 [Teams - Final](#) |
 [Penalties](#) |
 [Straight list](#) |
 [Lane statistics](#) |
 [Teams statistics](#) |
 [Most aces in a row](#)

TEAMS

Match 1 for rank 5-8

Rank	Team	R7	R8	Avg	Total
1	 Sweden	111	92	25,4	203
2	 Austria	150	103	31,6	253

Rank	Team	R7	R8	FAvg	EAvg	Total
1	 Sweden	R7	R8	FAvg	EAvg	Total
	 Peter Eisenschmidt	27	24	31,6	23,4	51
	 Lina Liljegen	30	25	32,6	23,0	55
	 Frederik Tagesson	27	21	28,8	23,6	48
	 Lars Brown	27	22	27,6	22,2	49
		111	92	25,4		203






2  Austria		R7	R8	FAvg	EAvg	Total
	Melanie Schwarz	41	25	40,4	26,0	66
	Sandra Schwarz	35	29	34,8	26,8	64
	Birgit Heschl	39	27	36,0	28,4	66
	Jürgen Bertel	35	22	33,4	24,2	57
		150	103	31,6		253

[General class women](#) |
 [General class men](#) |
 [Teams - Group A](#) |
 [Teams - Group B](#) |
 [Teams - Match 1 for rank 5-8](#) |
 [Teams - Match 2 for rank 5-8](#) |
 [Teams - Semifinal 1](#) |
 [Teams - Semifinal 2](#) |
 [Teams - Match for rank 7](#) |
 [Teams - Match for rank 5](#) |
 [Teams - Match for rank 3](#) |
 [Teams - Final](#) |
 [Penalties](#) |
 [Straight list](#) |
 [Lane statistics](#) |
 [Teams statistics](#) |
 [Most aces in a row](#)


TEAMS

Match 2 for rank 5-8

Rank	Team	R7	R8	Avg	Total
1	 Czech Republic I	120	95	26,9	215
2	 Czech Republic II	127	96	27,9	223

1  Czech Republic I		R7	R8	FAvg	EAvg	Total
	Jana Nakladalova	38	28	35,4	25,6	66
	Zdenek Majkus	29	21	29,2	22,0	50
	Martin Jecny	29	22	30,0	23,0	51
	Karel Molnar	24	24	29,2	23,6	48
		120	95	26,9		215

2  Czech Republic II		R7	R8	FAvg	EAvg	Total
	Marek Smejkal	34	22	33,4	23,8	56
	Karolina Jandova	29	24	31,0	23,4	53



Eva Libigerova	31	26	33,6	26,6	57
Stanislav Stanek	33	24	30,8	23,8	57
	127	96	27,9	223	

[General class women](#) | [General class men](#) | [Teams - Group A](#) | [Teams - Group B](#) | [Teams - Match 1 for rank 5-8](#) | [Teams - Match 2 for rank 5-8](#) | [Teams - Semifinal 1](#) | [Teams - Semifinal 2](#) | [Teams - Match for rank 7](#) | [Teams - Match for rank 5](#) | [Teams - Match for rank 3](#) | [Teams - Final](#) | [Penalties](#) | [Straight list](#) | [Lane statistics](#) | [Teams statistics](#) | [Most aces in a row](#)

TEAMS

Semifinal 1

Rank	Team	R7	R8	Avg	Total
1	Germany I	103	83	23,3	186
2	Switzerland	115	98	26,6	213



Rank	Team	R7	R8	FAvg	EAvg	Total
1	Germany I	103	83	23,3	186	
	Marco Templin	28	21	29,0	21,6	49
	Corina Reinisch	27	23	31,8	24,0	50
	Walter Erlbruch	24	19	27,0	20,6	43
	Alexander Geist	24	20	27,4	20,0	44



Rank	Team	R7	R8	FAvg	EAvg	Total
2	Switzerland	115	98	26,6	213	
	Daniel Moser	26	23	27,8	22,8	49
	Yvonne Klukas	34	24	33,6	23,0	58
	Omar Maggi	28	28	31,0	24,6	56
	Mike Mann	27	23	28,4	22,2	50



115 98 26,6 213

[General class women](#) |
 [General class men](#) |
 [Teams - Group A](#) |
 [Teams - Group B](#) |
 [Teams - Match 1 for rank 5-8](#) |
 [Teams - Match 2 for rank 5-8](#) |
 [Teams - Semifinal 1](#) |
 [Teams - Semifinal 2](#) |
 [Teams - Match for rank 7](#) |
 [Teams - Match for rank 5](#) |
 [Teams - Match for rank 3](#) |
 [Teams - Final](#) |
 [Penalties](#) |
 [Straight list](#) |
 [Lane statistics](#) |
 [Teams statistics](#) |
 [Most aces in a row](#)

TEAMS

Semifinal 2

Rank	Team	R7	R8	Avg	Total
1	Germany II	106	89	24,4	195
2	Germany III	113	89	25,3	202

Rank	Team	R7	R8	FAvg	EAvg	Total
1	Germany II					
	Robin Hettrich	27	23	28,6	22,2	50
	Jasmin Ehm	28	20	29,0	22,2	48
	Martin Stöckle	26	24	26,4	22,0	50
	Marcel Noack	25	22	25,8	21,2	47
		106	89	24,4		195






Rank	Team	R7	R8	FAvg	EAvg	Total
2	Germany III					
	Oleg Klassen	30	22	30,2	22,0	52
	Anne Bollrich	29	24	29,0	22,4	53
	Marco Henning	29	22	27,2	21,0	51
	Harald Erlbruch	25	21	26,4	21,2	46
		113	89	25,3		202

TEAMS

Match for rank 7

Rank	Team	R9	R10	Avg	Total
1	 Czech Republic II	127	103	28,8	230
2	 Austria	138	103	30,1	241

Rank	Team	R9	R10	FAvg	EAvg	Total
1	 Czech Republic II					
	 Marek Smejkal	34	23	33,4	23,8	57
	 Karolina Jandova	32	29	31,0	23,4	61
	 Eva Libigerova	32	27	33,6	26,6	59
	 Stanislav Stanek	29	24	30,8	23,8	53
		127	103	28,8		230

Rank	Team	R9	R10	FAvg	EAvg	Total
2	 Austria					
	 Melanie Schwarz	32	26	40,4	26,0	58
	 Sandra Schwarz	37	27	34,8	26,8	64
	 Birgit Heschl	38	27	36,0	28,4	65
	 Jürgen Bertel	31	23	33,4	24,2	54
		138	103	30,1		241

TEAMS

Match for rank 5

Rank	Team	R9	R10	Avg	Total
1	Sweden	120	94	26,8	214
2	Czech Republic I	122	93	26,9	215

Rank	Team	R9	R10	FAvg	EAvg	Total
1	Sweden	R9	R10	FAvg	EAvg	Total
	Peter Eisenschmidt	30	23	31,6	23,4	53
	Lina Liljegren	32	25	32,6	23,0	57
	Frederik Tagesson	29	24	28,8	23,6	53
	Lars Brown	29	22	27,6	22,2	51
		120	94	26,8		214
2	Czech Republic I	R9	R10	FAvg	EAvg	Total
	Jana Nakladalova	31	25	35,4	25,6	56
	Zdenek Majkus	31	20	29,2	22,0	51
	Martin Jecny	28	25	30,0	23,0	53
	Karel Molnar	32	23	29,2	23,6	55
		122	93	26,9		215

[General class women](#) |
 [General class men](#) |
 [Teams - Group A](#) |
 [Teams - Group B](#) |
 [Teams - Match 1 for rank 5-8](#) |
 [Teams - Match 2 for rank 5-8](#) |
 [Teams - Semifinal 1](#) |
 [Teams - Semifinal 2](#) |
 [Teams - Match for rank 7](#) |
 [Teams - Match for rank 5](#) |
 [Teams - Match for rank 3](#) |
 [Teams - Final](#) |
 [Penalties](#) |
 [Straight list](#) |
 [Lane statistics](#) |
 [Teams statistics](#) |
 [Most aces in a row](#)






TEAMS

Match for rank 3

Rank	Team	R9	R10	Avg	Total
------	------	----	-----	-----	-------

1		Germany III	102	87	23,6	189
2		Switzerland	113	89	25,3	202

   	1		Germany III	R9	R10	FAvg	EAvg	Total
			Oleg Klassen	25	21	30,2	22,0	46
			Anne Bollrich	27	23	29,0	22,4	50
			Marco Henning	23	23	27,2	21,0	46
			Harald Erlbruch	27	20	26,4	21,2	47
			102	87	23,6		189	

   	2		Switzerland	R9	R10	FAvg	EAvg	Total
			Daniel Moser	30	22	27,8	22,8	52
			Yvonne Klukas	31	18	33,6	23,0	49
			Omar Maggi	26	25	31,0	24,6	51
			Mike Mann	26	24	28,4	22,2	50
			113	89	25,3		202	

[General class women](#) |
 [General class men](#) |
 [Teams - Group A](#) |
 [Teams - Group B](#) |
 [Teams - Match 1 for rank 5-8](#) |
 [Teams - Match 2 for rank 5-8](#) |
 [Teams - Semifinal 1](#) |
 [Teams - Semifinal 2](#) |
 [Teams - Match for rank 7](#) |
 [Teams - Match for rank 5](#) |
 [Teams - Match for rank 3](#) |
 [Teams - Final](#) |
 [Penalties](#) |
 [Straight list](#) |
 [Lane statistics](#) |
 [Teams statistics](#) |
 [Most aces in a row](#)

TEAMS

Final

Rank	Team	R9	R10	Avg	Total
1	 Germany II	114	80	24,3	194
2	 Germany I	116	89	25,6	205

1  Germany II		R9	R10	FAvg	EAvg	Total
	Robin Hettrich	31	21	28,6	22,2	52
	Jasmin Ehm	29	20	29,0	22,2	49
	Martin Stöckle	27	19	26,4	22,0	46
	Marcel Noack	27	20	25,8	21,2	47
		114	80	24,3		194

2  Germany I		R9	R10	FAvg	EAvg	Total
	Marco Templin	29	25	29,0	21,6	54
	Corina Reinisch	35	24	31,8	24,0	59
	Walter Erlbruch	25	19	27,0	20,6	44
	Alexander Geist	27	21	27,4	20,0	48
		116	89	25,6		205

[General class women](#) |
 [General class men](#) |
 [Teams - Group A](#) |
 [Teams - Group B](#) |
 [Teams - Match 1 for rank 5-8](#) |
 [Teams - Match 2 for rank 5-8](#) |
 [Teams - Semifinal 1](#) |
 [Teams - Semifinal 2](#) |
 [Teams - Match for rank 7](#) |
 [Teams - Match for rank 5](#) |
 [Teams - Match for rank 3](#) |
 [Teams - Final](#) |
 [Penalties](#) |
 [Straight list](#) |
 [Lane statistics](#) |
 [Teams statistics](#) |
 [Most aces in a row](#)

This tournament is administrated by [Bangolf Arena](#) version 1.0.4